



## Accessing the Global Commercial Products Information Center

If you already have access to MasterCard OnLine and Member Publications, use the following steps to access the new Information Center.

1. Log in to MasterCard OnLine at [www.mastercardonline.com](http://www.mastercardonline.com).
2. Select My Products, then Member Publications.



The Global Commercial Product selection will appear under the Libraries menu.



If you don't see this selection, you may not have the "Smart Data" role for your user ID. Go to [Request Access to Smart Data Publications](#) for information on how to request this access.

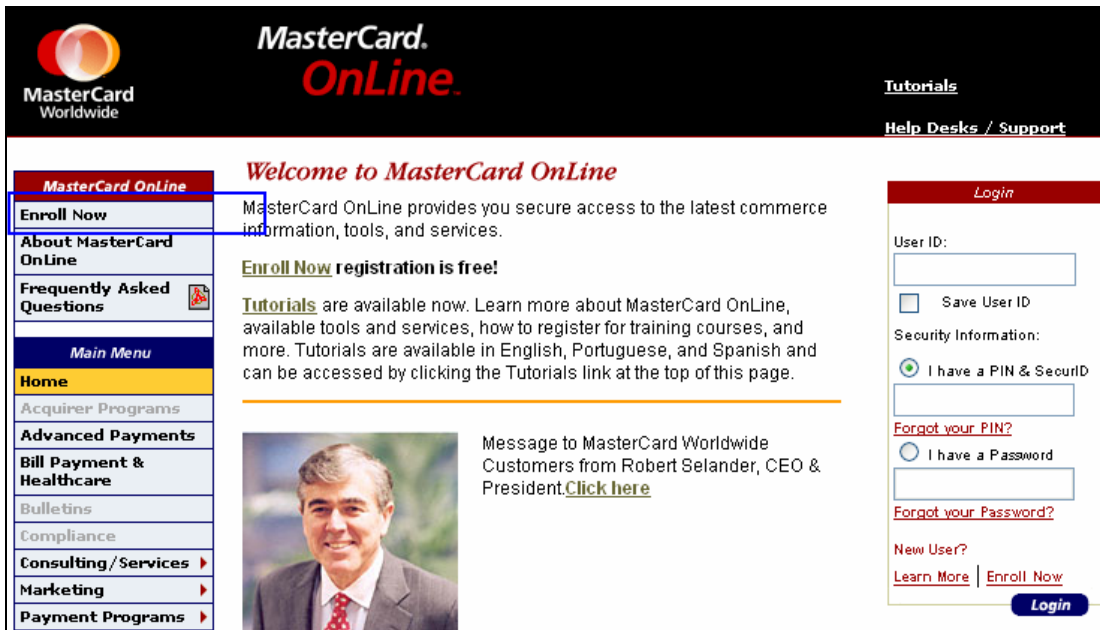
# Setting up Access to the Global Commercial Products Information Center

If you currently do not have access to MasterCard OnLine or Member Publications, or if you need access within Member Publications to the Smart Data role, here are the steps you will take:

1. [Enroll in MasterCard OnLine.](#)
2. [Order Member Publications as a product.](#)
3. [Request Access to Smart Data Publications.](#)

## Enroll in MasterCard OnLine

1. Go to [www.mastercardonline.com](http://www.mastercardonline.com).
2. Click on Enroll Now.



The screenshot shows the MasterCard OnLine website interface. The top navigation bar includes the MasterCard Worldwide logo, the "MasterCard OnLine" title, and links for "Tutorials" and "Help Desks / Support". A left sidebar menu lists various services, with "Enroll Now" highlighted. The main content area features a "Welcome to MasterCard OnLine" message, a "MasterCard OnLine" header, and a "Login" section. The "Enroll Now" link is highlighted with a red box. The "Login" section includes fields for "User ID:" and "Security Information:", with radio buttons for "I have a PIN & SecurID" (selected) and "I have a Password". A "Login" button is at the bottom right of the login section.

3. Once you complete the enrollment process, you will receive notification and a password.

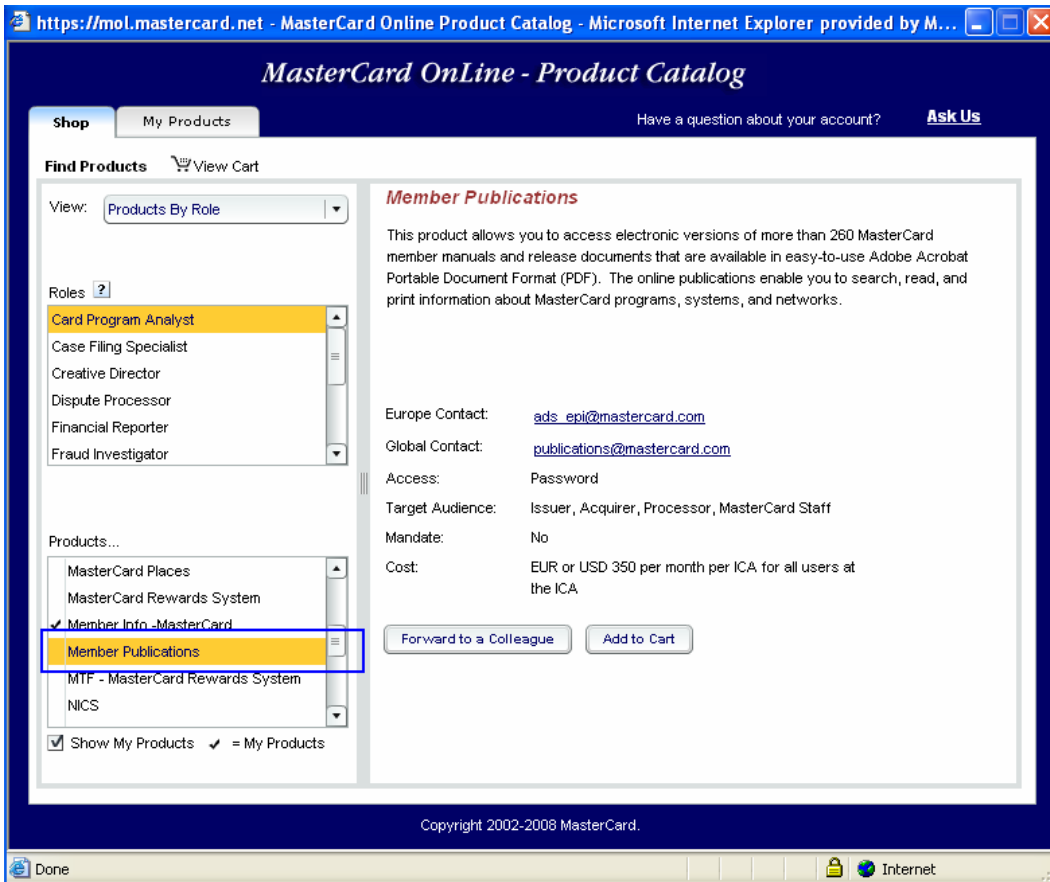
If you already have MasterCard OnLine access, log in with your user ID and password or SecurID.

# Order Member Publications

1. Log in to MasterCard OnLine.
2. Click Order Products from the menu.



3. The Product Catalog displays. From the Products list, select Member Publications.

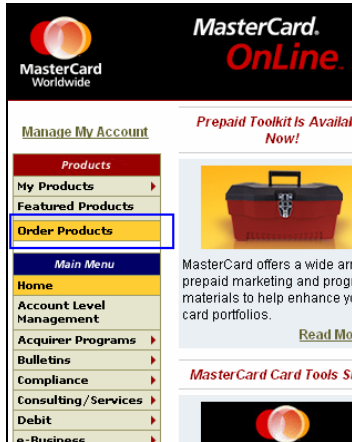


Once your request is approved, you will receive notification.

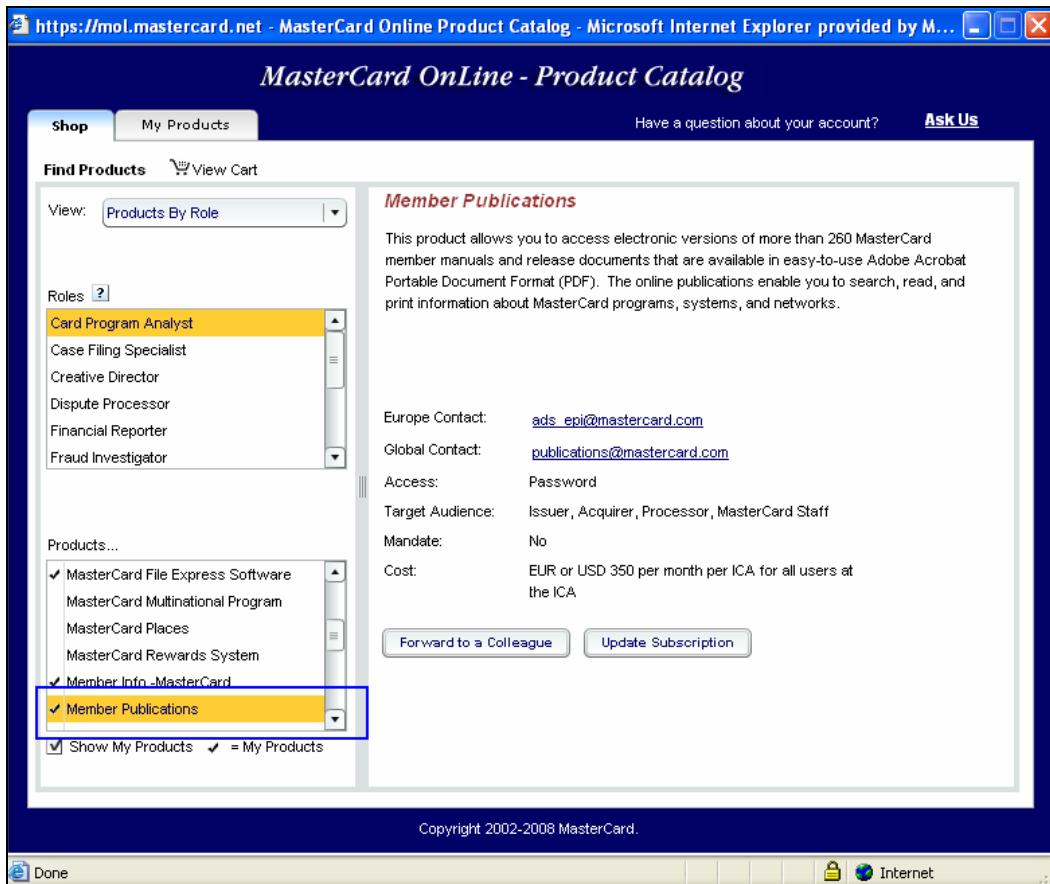
# Request Access to Smart Data Publications

If you do not have Smart Data access with your Member Publications subscription, use the following steps to update your subscription.

1. Click Order Products from the menu.



2. The Product Catalog displays. From the Products list, select Member Publications.



3. Click Update Subscription. The Member Publications Product Registration Form displays.

4. Scroll to the bottom of the form to the Smart Data section.

**Request Access to Smart Data Publications**

I would like to request access to Smart Data Publications

Smart Data Publications

Provide the reason why you need access to SmartData Publications

**Remove Access to Smart Data Publications**

I no longer need access to Smart Data publications:

Smart Data publications

5. Under Request Access to Smart Data Publications, check the Smart Data Publications check box.
6. Click Submit.